

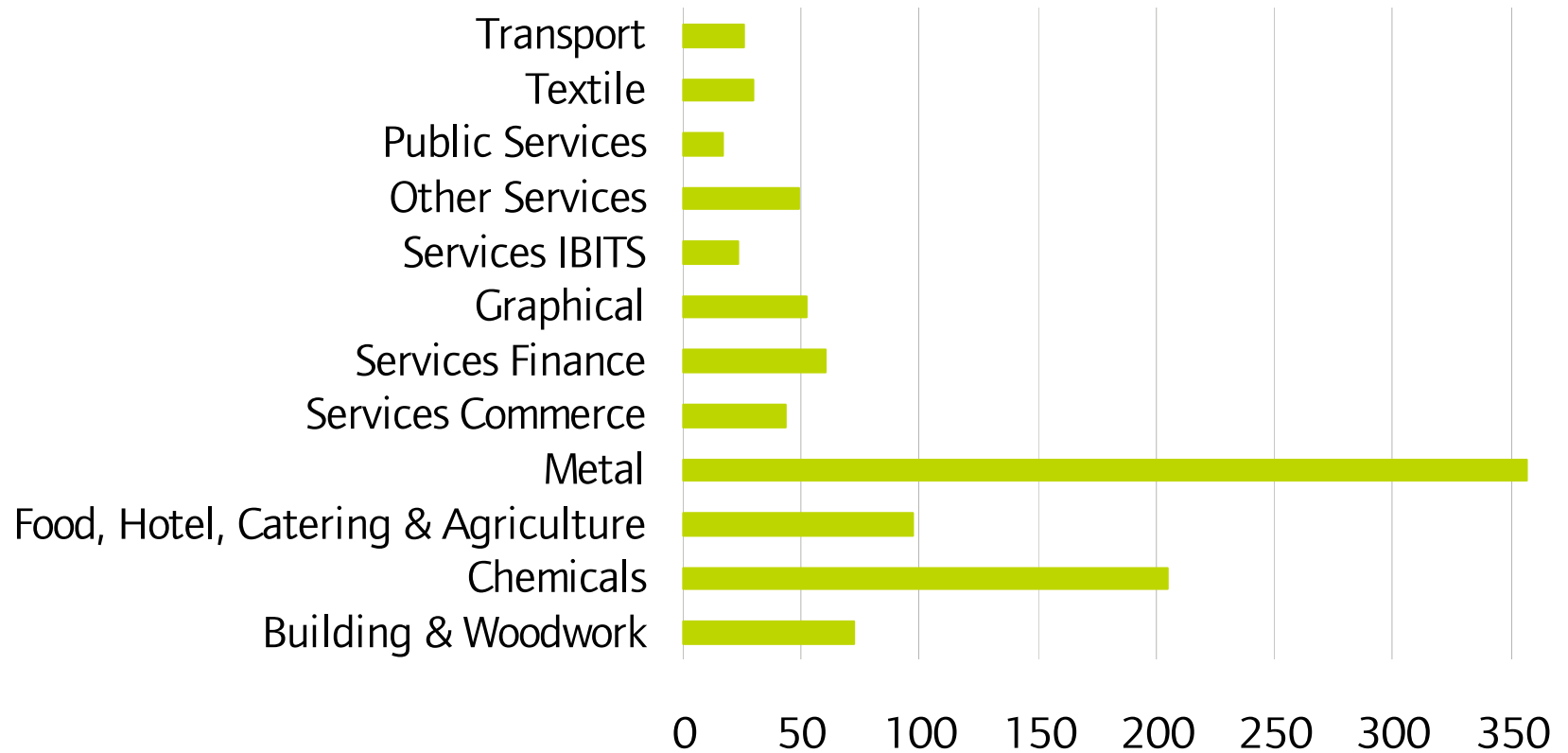
Creation of EWC bodies - evolution

year	created	died	change	bodies active
insufficient data	17	17	0	0
1985	1		1	1
1988	4		4	5
1989	2		2	7
1990	5		5	12
1991	5		5	17
1992	7		7	24
1993	9		9	33
1994	19		19	52
1995	72		72	124
1996	397	1	396	520
1997	51	1	50	570
1998	68	12	56	626
1999	82	25	57	683
2000	85	21	64	747
2001	51	26	25	772
2002	35	18	17	789
2003	41	11	30	819
2004	34	15	19	838
2005	31	14	17	855
2006	35	11	24	879
2007	30	18	12	891
2008	43	8	35	926
2009	13	1	12	938

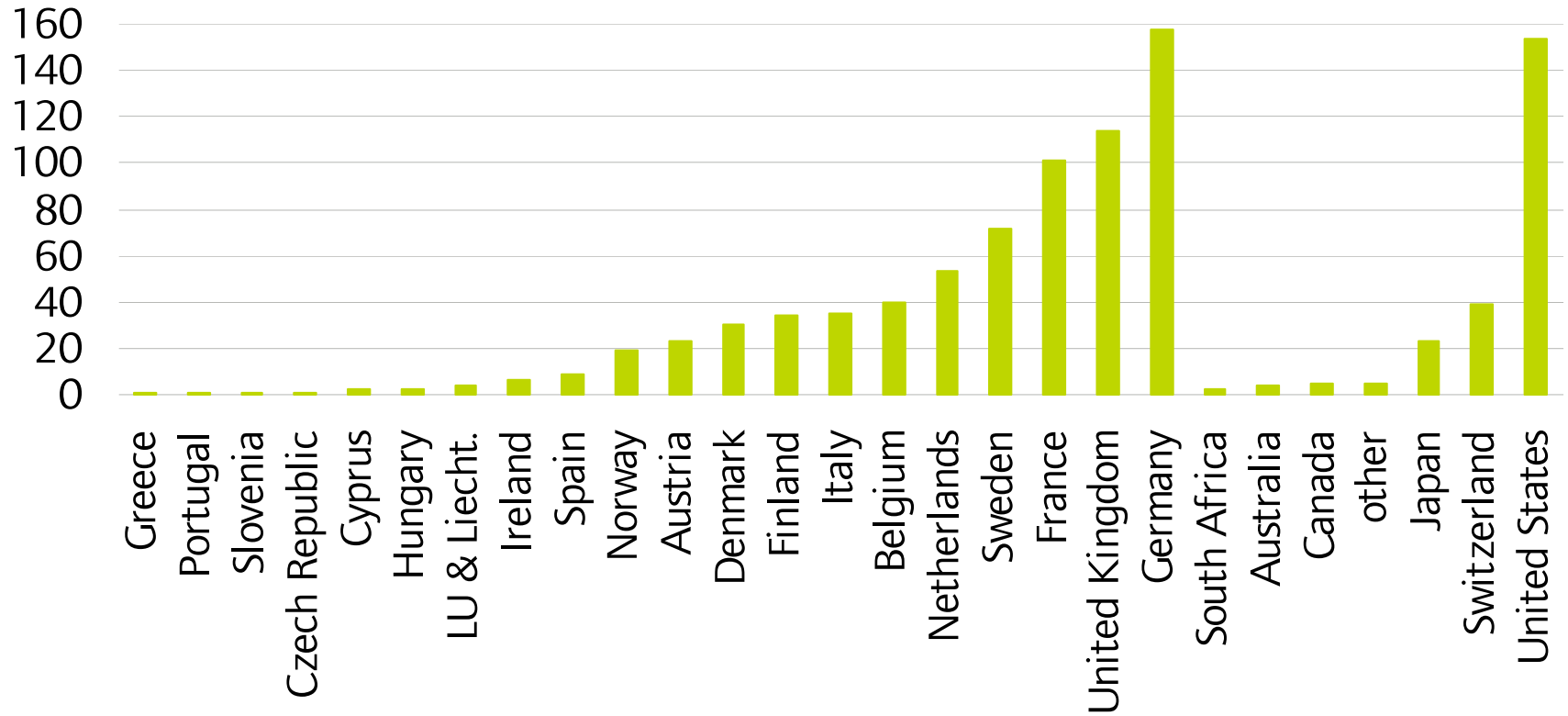
Active EWC bodies and involvement of employees from new EU member countries and EU applicant countries

Total EWC bodies currently active	938
EWCS including one or more representatives from a new EU member state (2004)	210
EWCS including one or more representatives from a new EU member state (2007: BG, RO)	41
EWCS including one or more representatives from EU applicant countries (HR, MK, TR)	24

EWC bodies currently active, by sector of activity



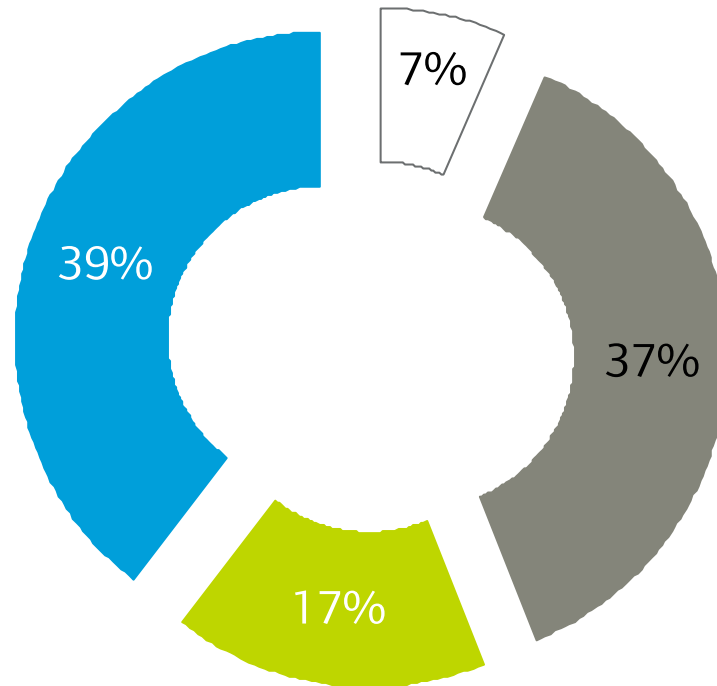
EWC bodies currently active, by country of headquarters



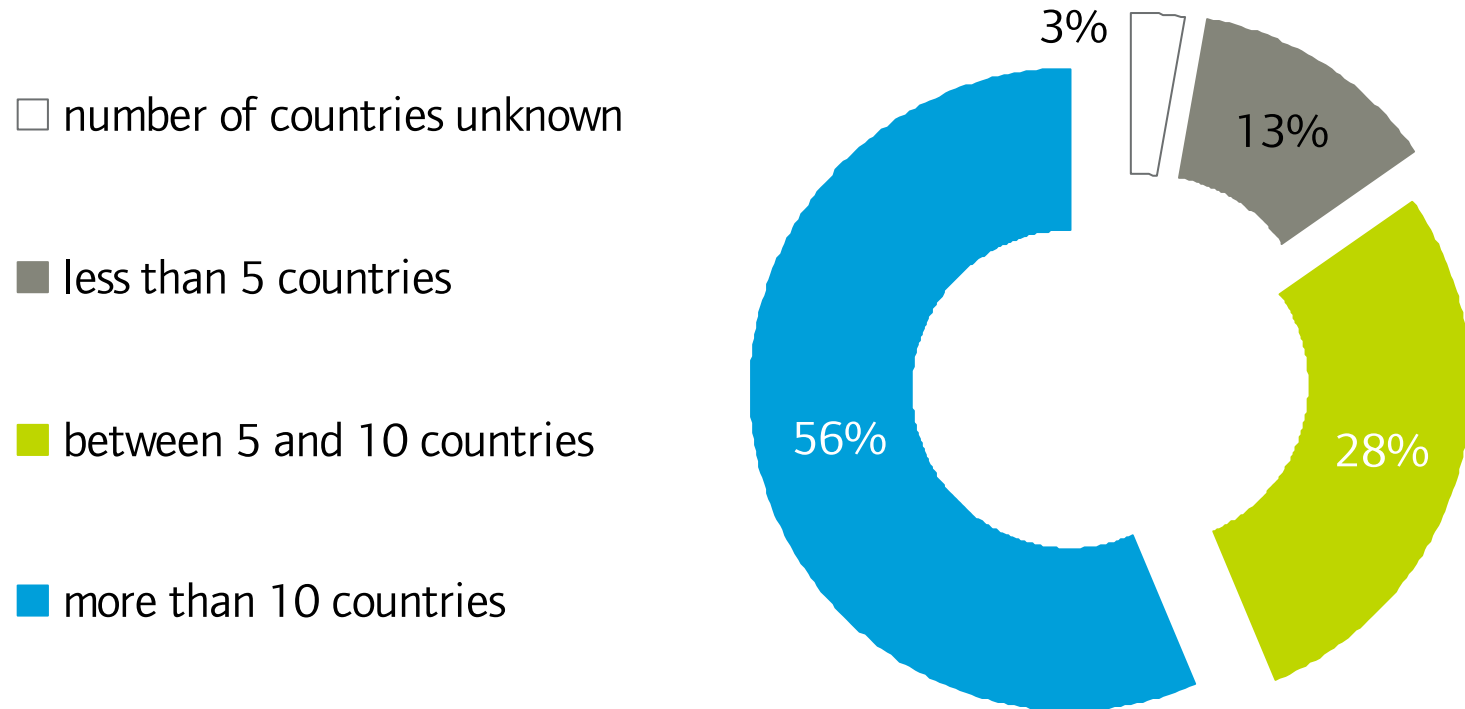
Data source: European Trade union Institute, EWC database, November 2009

EWC bodies currently active, by category of employment in EEA

- empl. in EEA unknown
- small companies (< 5000 empl. in EEA)
- medium companies (between 5000 and 10000 empl. in EEA)
- large companies (more than 10000 empl. in EEA)

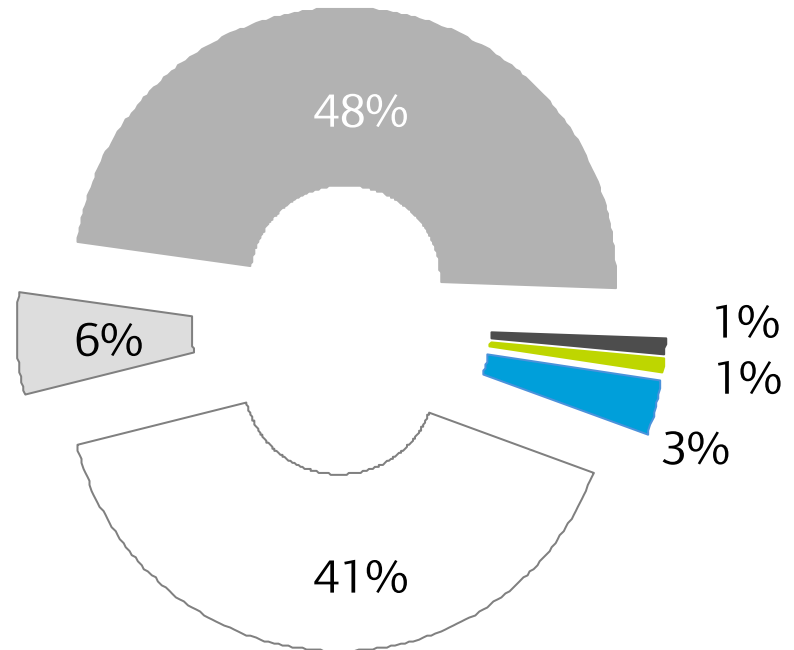


EWC bodies currently active, by category of internationalisation (number of EEA countries in which the company has operations)



EWC bodies currently active, by type

- art.13 EWC
- art.3 EWC (UK-IE based pre-direct)
- art.6 EWC
- information & consult. procedure
- subsidiary requirements
- SE Works Council



These figures in French:

http://www.ewcdb.eu/documents/wwwewcdbeustats_FR.pdf